

FEATURES OF THE OVERHEAD SHORT WAVE CURING SYSTEM

- Excellent maneuverability
- Short, controlled curing times

PAINT MATERIAL	TOTAL CURING TIME
Top Coat	7-10 minutes
Non-Sanding	2-7 minutes
Water-Thinnable Filler	7-9 minutes
Primer	3-8 minutes
Polyester Filler/Stopper	2-3 minutes

- Largest uniform cure area - no hot or cold spots
- Lower purchase and running costs than other conventional methods
- Highest quality components
- Compact, modular design
- Designed and built in North America
- Strong, stable and rugged construction
- Built-in safety features
- Easy to move with an effortless easy glide bridge system
- Efficient on space utilization
- Easy to use and install
- Designed for long-life and covered by a comprehensive warranty
- Robust, reliable electronics, designed for the harshest environment

A MODEL TO SUIT YOUR NEEDS

Spectratek™ Short Wave Infra-Red systems are designed to suit a wide range of applications. Spectratek™ offers the:

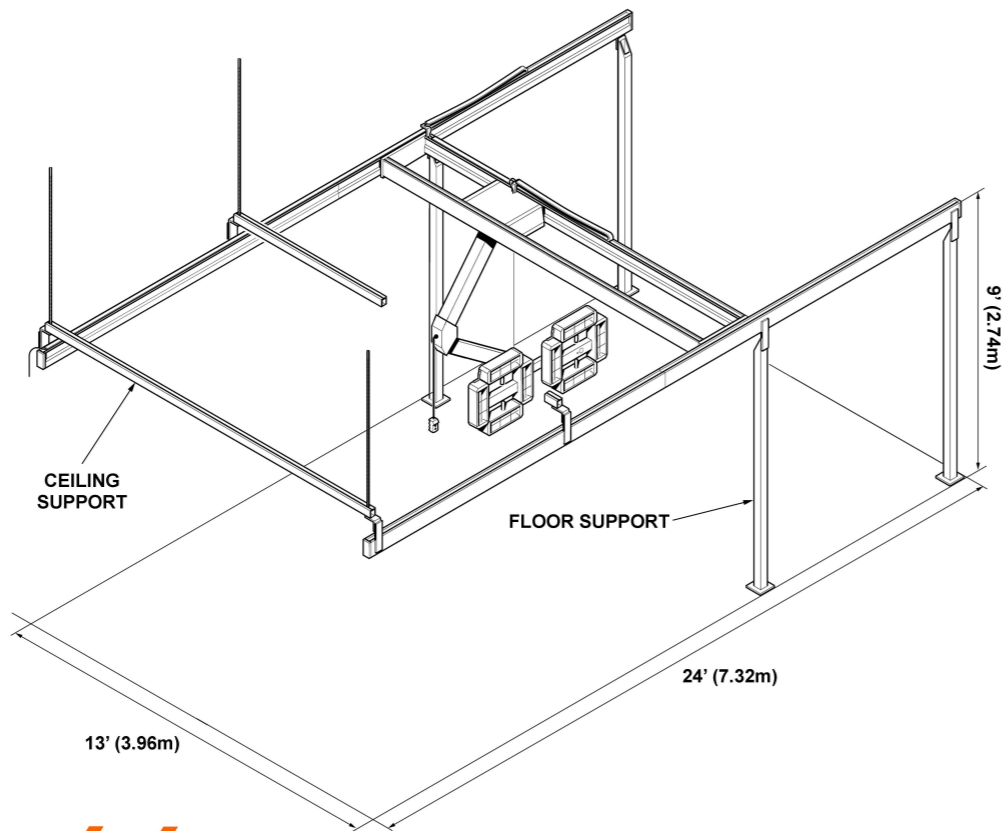
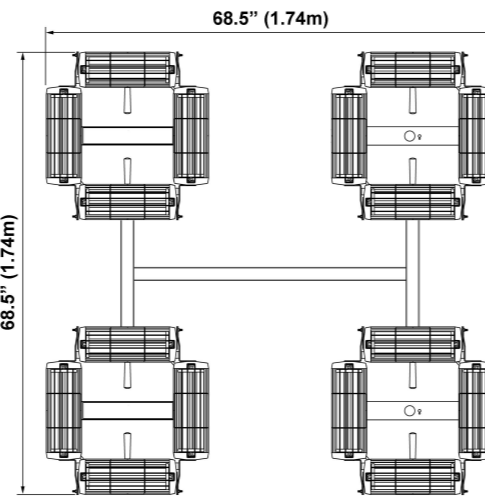
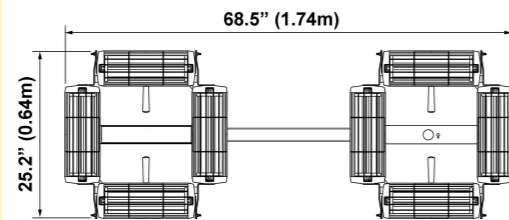
- Spectratherm™ 1200S (1.2kW 110V-240V)
- Spectratherm™ 4000 (4kW 200V-240V)
- Spectratherm™ 4000S (4kW 200V-240V)
- Spectratherm™ 8000 (8kW 200V-240V)
- Spectratherm™ 8000S (8kW 200V-240V)
- Spectratherm™ 8000RS (8kW 208V-480V)
- Spectratherm™ 8000TS (8kW 208V-480V)
- Spectratherm™ 16000TS (16kW 208V-480V)
- Spectratherm™ 16000TSH (High Output 16kW 230V-480V)

SOLID BACKING BY EXPERTS IN THE INDUSTRY

The founders of Spectratek™ have years of experience in the automotive paint field and the highest level of technical expertise in Short Wave Infra-Red technology as it applies to the automotive industry.

Spectratek™ is committed to developing the highest quality products and invests in extensive research, development, and testing. Ongoing research ensures that the products we develop will continue to effectively meet the needs of the Collision repair industry today and in the future.

8000TS MODEL (8kW)



Distributor



AMH Canada Ltée/Ltd
391, rue St-Jean-Baptiste Est
Rimouski (Québec) Canada G5L 1Z2
Tel: (418) 724-4105 Fax: (418) 722-6108
e-mail: amhcanad@amh.ca

All Spectratek™ products are supported by fully qualified service and distribution facilities. Servicing can be conducted onsite to minimize downtime and cost.


Contact Spectratek™ today.

Due to our commitment to quality and service, design & specifications may change without notice.

16000TS MODEL (16kW)

SHORT WAVE INFRA-RED CURING TRACK SYSTEM™

OVERHEAD TRACK & RAIL SYSTEMS



"...the Spectratek™ Overhead Track System has increased my shop's productivity and profitability. To survive in this increasingly competitive market you'll need this system..."

Ken Friesen, Concours Autobody



spectratherm™ 4000TS
spectratherm™ 8000TS
spectratherm™ 16000TS
spectratherm™ 8000RS
spectratherm™ 32000TS

The Collision Repair industry is experiencing ever increasing competitive forces. At Spectratek™ we recognize that shop owners need more innovative solutions to help increase productivity and maintain profitability. With this in mind we developed the Spectratherm™ Overhead Track System, a key element in a winning formula, allowing shop owners to beat their competition.

Aluminium Extrusion & Cable Carriers, carry and support the electrical cables and the major system components



MANUAL MODELS

An effortless lamp unit adjustment. A gas cylinder locking allows an easy and effortless adjustment of the lamp unit.



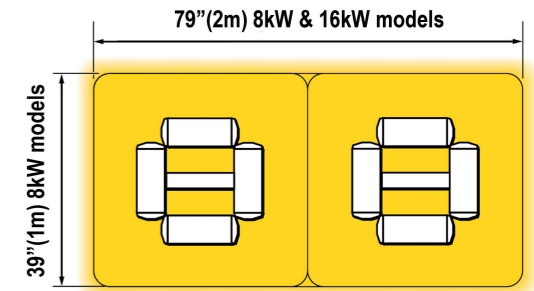
The Spectratherm™ Overhead Track System was specifically designed to maximize vehicle throughput. Utilizing the Short Wave Infra-Red curing process it combines: lamps, unique reflectors, lamp array, and Thermal Integrated Sensor System (TISS) to significantly reduce standard curing and drying times. The Short Wave Infra-Red curing heads are suspended from an overhead track system, freeing up valuable floor space. An easy glide bridge assembly makes positioning the curing heads, on any panel of a vehicle, effortless. There is no need to maneuver portable floor systems between tightly spaced vehicles, eliminating any fear of vehicle damage. The innovative track design and its cable carrier allow the track system to span multiple bays, no more electric cables dragging along or cluttering up the floor. Various options are available, floor mount, ceiling mount or a combination of both.

Digital Control Box, is independent, and can be positioned on a nearby wall, column, or be free standing.



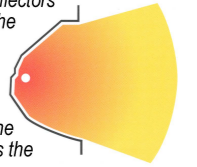
EFFICIENT LAMP UNITS

The high-temperature halogen lamps, unique reflector and lamp array are all positioned for absolutely uniform heat distribution over the largest curing area. In addition, individual lamps can be angled to more closely match the contours of the vehicle.

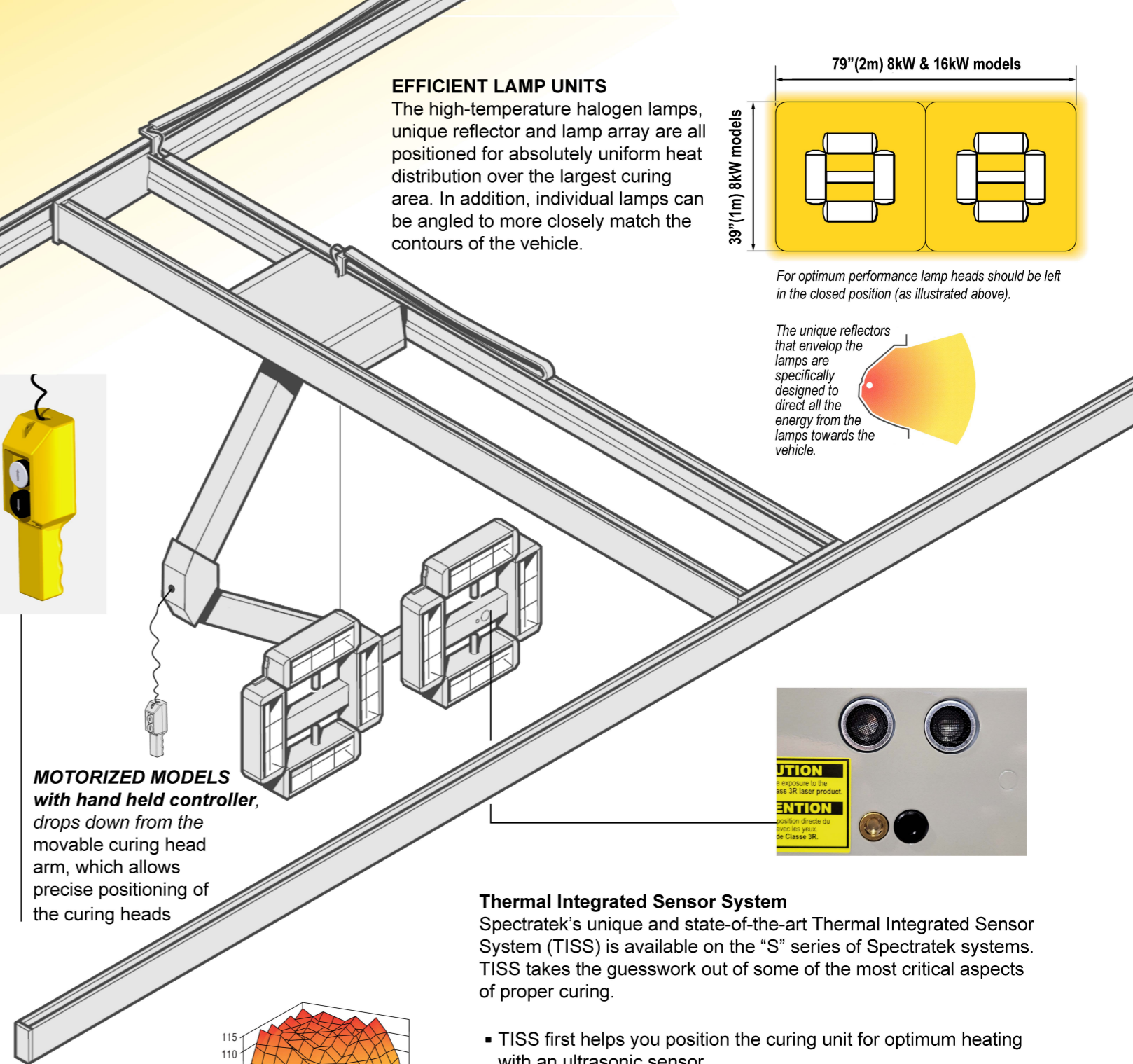


For optimum performance lamp heads should be left in the closed position (as illustrated above).

The unique reflectors that envelop the lamps are specifically designed to direct all the energy from the lamps towards the vehicle.



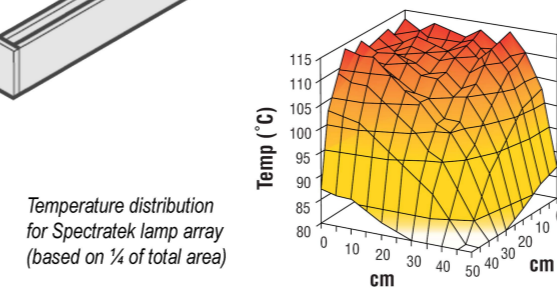
MOTORIZED MODELS with hand held controller, drops down from the movable curing head arm, which allows precise positioning of the curing heads



Thermal Integrated Sensor System

Spectratek's unique and state-of-the-art Thermal Integrated Sensor System (TISS) is available on the "S" series of Spectratek systems. TISS takes the guesswork out of some of the most critical aspects of proper curing.

- TISS first helps you position the curing unit for optimum heating with an ultrasonic sensor.
- This sensor beeps when the unit is too far away or too close, and then becomes a continuous tone when the unit is at the ideal distance from the vehicle.
- Secondly, the integrated timer allows you to preset ramp times.
- Thirdly, state of the art optical sensor and electronics regulate the heating temperature based on the panel temperature desired. The spectratek system independently maintains a constant temperature thereby ensuring the highest quality finish even with a novice operator, without fear of over baking heat sensitive substrates.



Temperature distribution for Spectratek lamp array (based on ¼ of total area)

